



COUNTRY BRIEF

Population	Ease of doing business rank
8 084 000	130th
Length of coastline	Exclusive economic zone
53 km	10 807 km ²
Average GDP growth	GDP per capita
14.34%	USD 853

GDP from fisheries

0.69%

Fish available for consumption

12.6 kg/capita

Imports of fish and fish
products - 2019

USD 41 529 570

Agricultural GDP from fisheries

3.50%

Fisheries and aquaculture
production

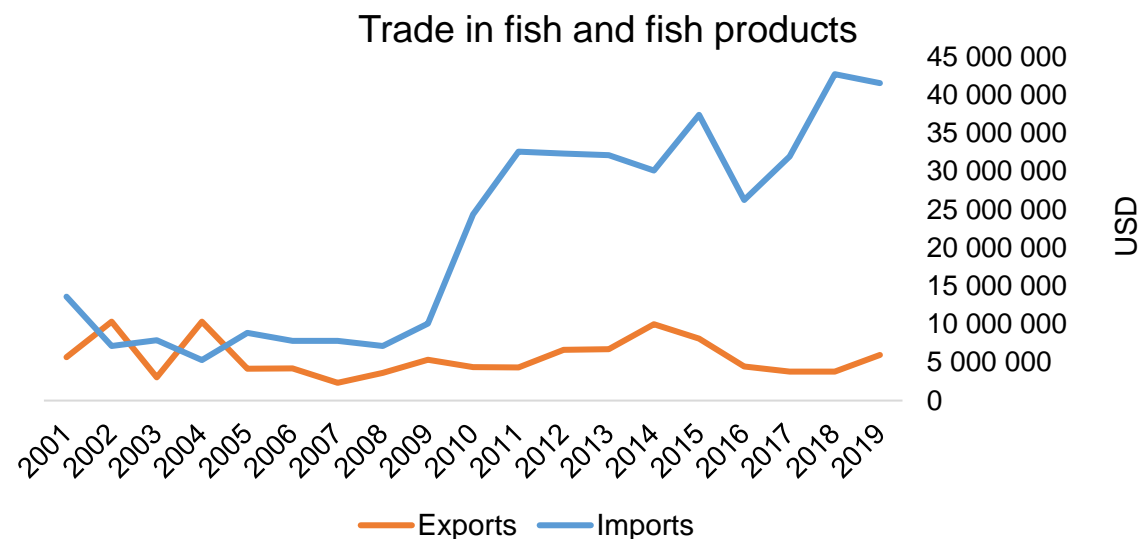
Total 26 530 tonnes

Fisheries 96%

Aquaculture 4%

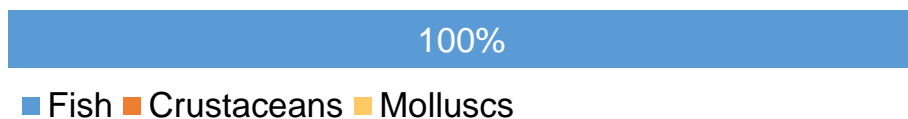
Exports of fish and fish
products - 2019

USD 5 985 420



Production and Trade Breakdown

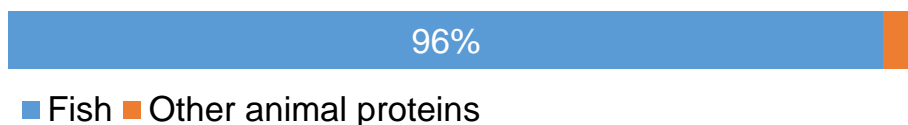
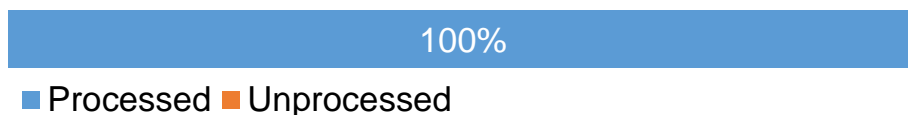
Production by volume



Imports by value



Exports by value



Production - Top 10 Species (Volume)

		Tonnes
1 st	European anchovy	10 607
2 nd	Tilapias nei	4 587
3 rd	Round sardinella	1 935
4 th	Freshwater fishes nei	1 390
5 th	Jack and horse mackerels nei	1 297
6 th	Little tunny (Atl.black skipj)	971
7 th	Nile tilapia	820
8 th	Carangids nei	735
9 th	Marine fishes nei	560
10 th	Bigeye grunt	552

Imports - Top 10 Products (Value)

			USD
1 st	Pacific salmon	frozen; excluding fillets, livers and roes HS 0303.12	25 942 530
2 nd	Fish	frozen; excluding fillets, livers and roes HS 0303.69	4 612 490
3 rd	Fish, other than species in 0303	frozen; excluding fillets, livers and roes HS 0303.89	4 212 460
4 th	Sardines, sardinella, brisling or sprats	prepared or preserved; whole or in pieces HS 1604.13	2 675 110
5 th	Fish	fresh or chilled; excluding fillets, livers and roes HS 0302.59	904 120
6 th	Flat fish	frozen; excluding fillets, livers and roes HS 0303.39	549 590
7 th	Jack, horse mackerel	frozen; excluding fillets, livers and roes HS 0303.55	534 360
8 th	Fish	dried, whether or not salted; not smoked HS 0305.59	494 050
9 th	Fish	prepared or preserved HS 1604.20	463 880
10 th	Flours, meals, pellets. Unfit for human consumption	from fish or aquatic invertebrates HS 2301.20	264 860

Exports - Top 10 Products (Value)

			USD
1 st	Fish heads, tails, maws	dried, smoked, salted or in brine HS 0305.72	4 415 000
2 nd	Shark fins	dried, smoked, salted or in brine HS 0305.71	1 448 000
3 rd	Mackerel	prepared or preserved; whole or in pieces HS 1604.15	44 090
4 th	Livers, roes, milt	dried, salted or in brine HS 0305.20	37 280
5 th	Fish, other than species in 1604	prepared or preserved; whole or in pieces HS 1604.19	20 490
6 th	Sardines, sardinella, brisling or sprats	prepared or preserved; whole or in pieces HS 1604.13	16 730
7 th	Tilapias	frozen; excluding fillets, livers and roes HS 0303.23	1 710
8 th	Salmonidae	frozen; excluding fillets, livers and roes HS 0303.19	1 370
9 th	Carp, eels	fresh or chilled fillets HS 0304.39	440
10 th	Carp, eels, snakeheads	frozen fillets HS 0304.69	200

A GLOBEFISH Product

Information, Disclaimer

Sources

Established in 1984, GLOBEFISH is a multi-donor funded project in the Fisheries Division of the Food and Agriculture Organization of the United Nations (FAO), responsible for providing up-to-date market and trade information on fish and fish products.

[Visit our website](#)

[Subscribe to our newsletter](#) or [email us](#)

Recent Publications



[Globefish Highlights](#)

Our flagship publication, focused on prices and analysis of market trends covering a variety of major commodities. Released quarterly.



[Chinese Fish Price Report](#)

Comprehensive coverage of Chinese price trends, market information for commercially significant species, along with industry news and policy updates. Released quarterly.



[European Price Report](#)

Market and price analysis for fish and fish products in the European market. Released monthly.



This is the second edition of the GLOBEFISH Market Profiles produced for this country, and was made at the beginning of 2022.

These profiles are based on nationally reported data or information published by international agencies. As the profile is intended to reflect the most up to date information available, reporting years may vary between sections and commodities.

The designations employed and the presentation of material in this information product do not imply the expression of any opinion whatsoever on the part of FAO concerning the legal or constitutional status of any country, territory or sea area, or the delimitation of frontiers or boundaries.

The data herein presented is compiled by FAO staff at the time of its production, "as is" and "as available", and every effort is made to ensure, but not guarantee, their timeliness, accuracy and completeness. FAO assumes no responsibility for errors and omissions in the data provided. Users are, however, kindly asked to report any errors or deficiencies in this product to FAO GLOBEFISH (globefish@fao.org).

Please note

Re-exports and re-imports are not included. The term N/A has been used to indicate that information was not found in the indicated sources. The classification of fish and fish products as either processed or unprocessed is very broad, and is intended for indicative purposes only.

[HS codes for fish and fish products](#)

International trade codes for fish and fish products in a user friendly format.



Sources and time periods:

-Fishing and aquaculture production (2019):
FAO's [Global Fishery and Aquaculture Production Statistics](#)

-Fish available for consumption (2017):
FAO's [Fishery and Aquaculture Statistics 2019](#)

-Population (2019), GDP Growth (2015-2019), GDP per Capita (2019):
IMF's [World Economic Outlook Databases](#)

-Imports, Exports and Share of Trade (2000-2019):
FAO's [Global Fishery and Aquaculture Commodities Statistics](#)

-GDP, GDP from fisheries, GDP from agriculture (2019):
World Bank's [World Development Indicators](#),
OECD's [National Accounts Statistics](#) or
UNSD's [National Accounts](#)

-Ease of doing business (2019):
World Bank's [Ease of Doing Business](#) ranking

-Length of Coastline, Exclusive Economic Zone, Exclusive Fishing Zone (2003):
UNEP's [Global Environment Outlook](#)

[GLOBEFISH](#)

Explore more market information on the GLOBEFISH website



[GLOBEFISH on ISSUU](#)

Read GLOBEFISH publications on ISSUU

